

**RUSH  
WITT &  
WILSON**



**14 Stevens Close, Bexhill-On-Sea, East Sussex TN39 5AZ  
£259,000**

**A well presented two bedroom semi-detached house with off road parking, gas central heating system, double glazed windows and doors, private front and rear gardens, no onward chain. Viewing comes highly recommended by RWW sole agents.**



### **Entrance Hall**

UPVC front door leading to entrance hall comprising radiator, stairs leading to first floor, under stairs storage cupboard and open archway leading through to kitchen and doorway leading through to the lounge, tiled floor.

### **Kitchen**

11'8" x 5'8" (3.57 x 1.74)

Double glazed window to the front elevation, modern fitted white gloss kitchen comprising a range of matching wall and base level units with laminate roll edge worktop surfaces, plumbing space for slimline dishwasher, stainless steel single sink with drainer and mixer tap, plumbing space for washing machine, integrated electric oven, worktop mounted gas hob, space for free standing fridge/freezer, breakfast bar, part tiled walls, tiled floor, ceiling mounted spotlights, wall mounted gas central heating boiler.

### **Lounge**

14'0" x 11'9" (4.27 x 3.60)

Double glazed windows and door to the rear elevation giving access onto the rear garden, radiator.

### **First Floor Landing**

Stairs leading to first floor.

### **Bedroom One**

11'9" x 9'7" (3.60 x 2.94)

Double glazed window to the rear elevation, radiator.

### **Bedroom Two**

11'9" x 8'6" (3.60 x 2.60)

Double glazed window to the front elevation, radiator, large storage cupboard with hanging space, airing cupboard housing hot water cylinder with slatted shelving.

### **Bathroom**

Obscured double glazed window to the side elevation, radiator, white suite comprising panelled enclosed bath with mixer tap and shower attachment, low level wc, pedestal mounted wash hand basin with mixer tap, fully tiled walls, recessed ceiling spotlights.

### **Externals**

#### **Front Garden**

Driveway providing off road parking for multiple vehicles, access to side lean too shed. The front garden is mainly laid to lawn with some plant and shrub borders.

#### **Rear Garden**


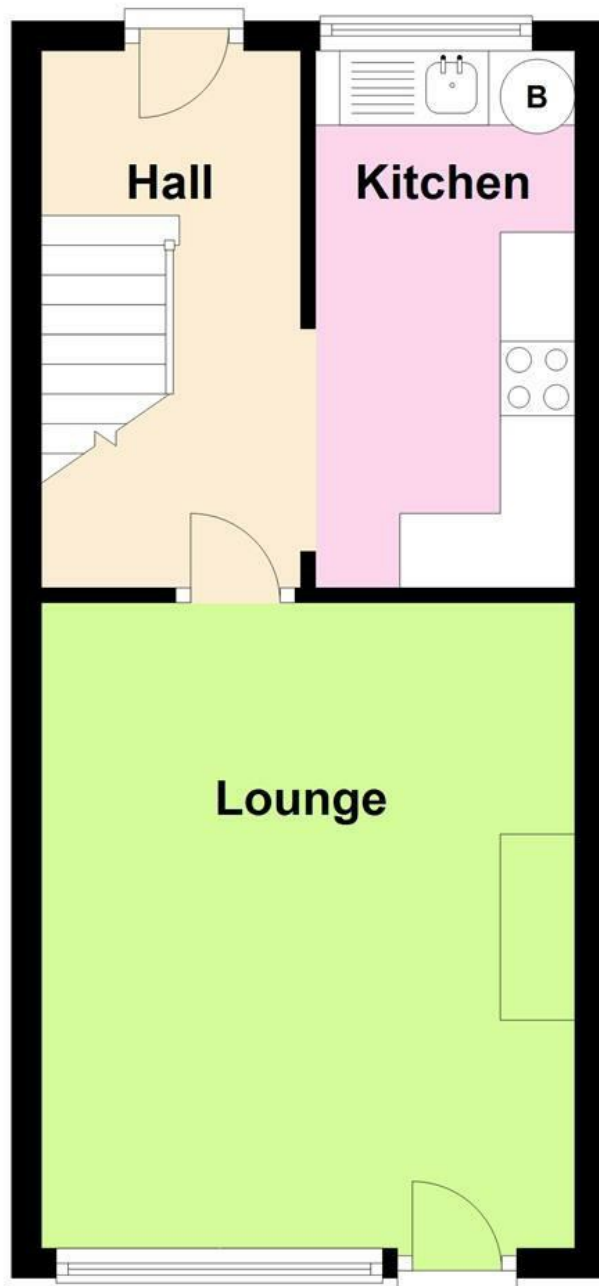
Crazy paving patio with the rest of the garden mainly laid to lawn, some mature plant and tree borders, timber garden shed/lean too.

#### **Agents Note**

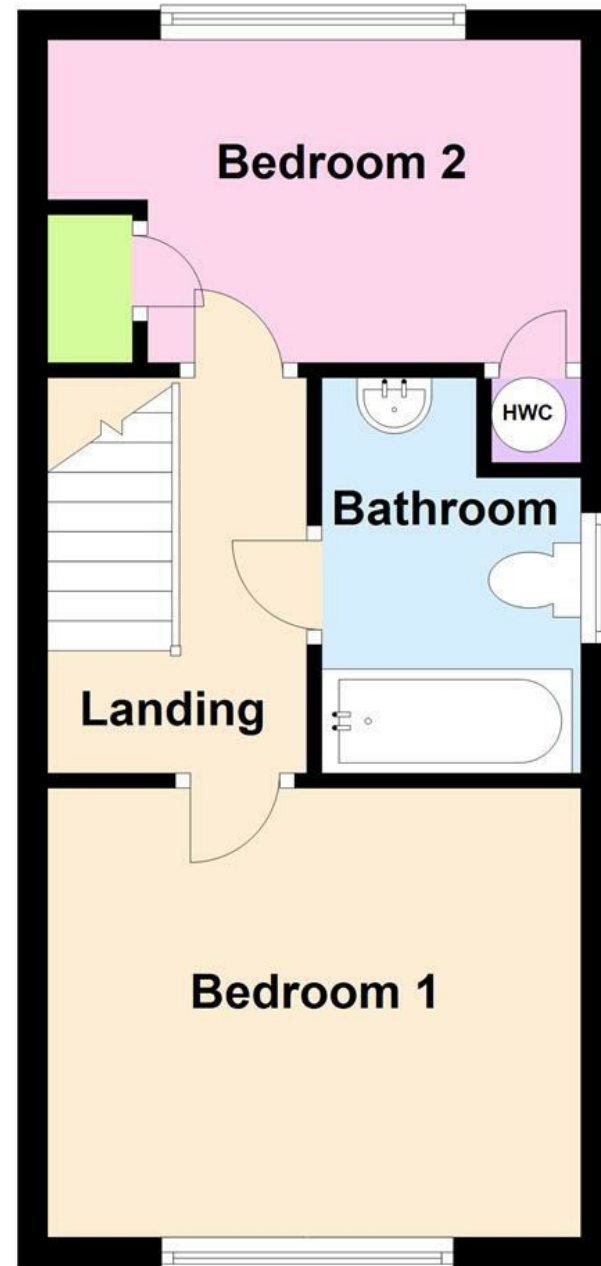
None of the services or appliances mentioned in these sale particulars have been tested. It should also be noted that measurements quoted are given for guidance only and are approximate and should not be relied upon for any other purpose.

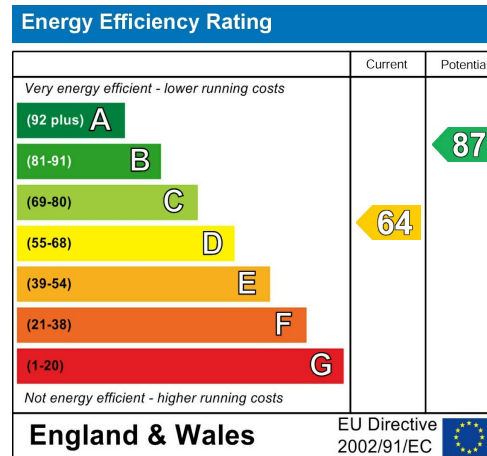


## Ground Floor



## First Floor





**RUSH  
WITT &  
WILSON**

**Residential Estate Agents  
Lettings & Property Management**



**3 Devonshire Road  
Bexhill-on-Sea  
East Sussex  
TN40 1AH  
Tel: 01424 225588  
bexhill@rushwittwilson.co.uk  
www.rushwittwilson.co.uk**